薄型气缸 /Thin Cylinder

特　点 /characteristic:

- 超薄形设计，重量轻，设计轻巧安装空间比传统气缸更小。
- 保养简易，分解容易。
- 活塞杆端有内螺牙及外螺牙设计，适合琐的固定场合。
- 全系列免给油设计，可附加感应装置。
- Has ultra thin designs,light weight,occupies smaller space than traditional cylinder.
- Easy maintenance and disassembly.
- Inner and outer thread design in piston ends which can adapts to all circustances.
- Non–lubrication design,may attached with sensor.

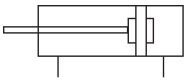

型号注释 /Note for type:

CQ	20	×	100	B	S	2
系列代码: Series code: CQ 标准气缸 CQ Standard Cylinder CQD 双轴气缸 CQD Double axial Cylinder	缸径 /Bore: ϕ 12　ϕ 50 ϕ 16　ϕ 63 ϕ 20　ϕ 80 ϕ 25　ϕ 100 ϕ 32　ϕ 125 ϕ 40		行　程: Stroke:	牙　型: Thread type: Blank(空白) :内牙 /inner B:外牙 outer thread N:无牙 without thread	磁石代号: With magnet: S:附磁石 with magnet Blank(空白):不附磁 without magnet	感应器数量: Sensor: 1: 1 个 /pcs 2: 2 个 /pcs

技术参数 /Specification:

气缸内径 /Cylinder bore	12	16	20	25	32	40	50	63	80	100	125
作动形式 /Motion	复动型/Double acting										
系　列/Series	CQ,CQD										
工作介质 /Fluid	压缩空气 /Compressed Air										
使用压力范围/Operating pressure range(Mpa)	0.1~0.9										
使用速度/Operating speed(mm/sec)	50~500										
使用温度范围/ambient temperature(℃)	–10~70										
接管口径 /Port size(G)	M5				1/8"		1/4"		3/8"		

内部结构图 /Inner structure drawing:

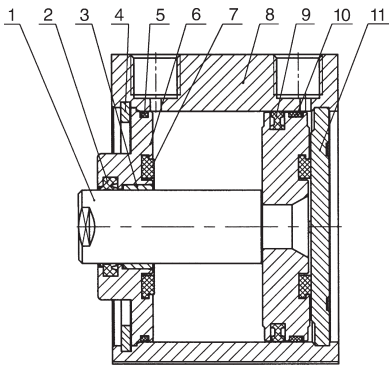

1	活塞杆 /piston rod	7	防撞垫/crashworthly washer
2	组合密封圈 /compages seal	8	缸筒 /tube
3	含油轴承 /oiled bearing	9	C 型密封圈 /C seal
4	孔用弹性挡圈 /springiness washer	10	耐磨环 /guard seals
5	O型圈 / O ring	11	后盖 /rear cover
6	前盖/front cover		

外牙尺寸 /Outer thread Dimension:

■ ϕ 12~125

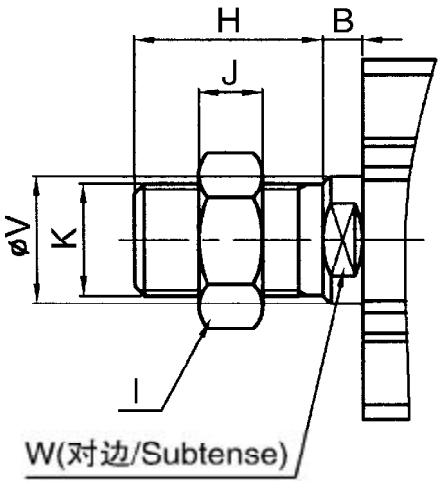

■ ϕ 32~125

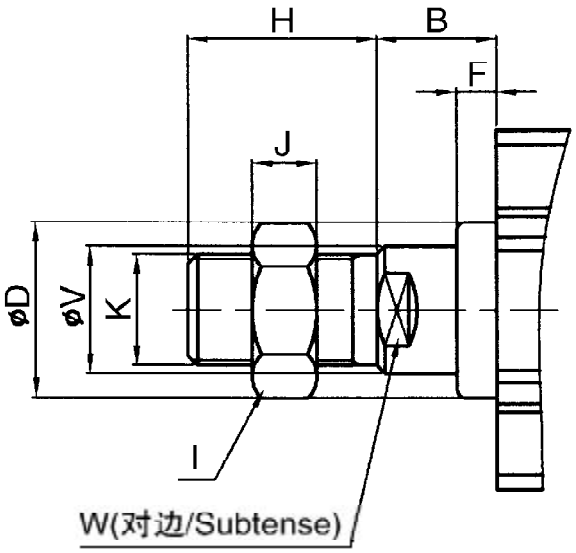

符号 /Symbol / 内径 /Bore	B	H	I	J	K	V	W
12	3.5	10.5	8	4	M5	6	5
16	3.5	12	10	5	M6	8	6
20	4.5	14	12	6	M8	10	8
25	5	17.5	17	6	M10 × 1.25	12	10
32	5	23.5	19	8	M14 × 1.5	16	14
40	5	23.5	19	8	M14 × 1.5	16	14
50	5	28.5	27	11	M18 × 1.5	20	17
63	5	28.5	27	11	M18 × 1.5	20	17
80	8	35.5	32	13	M22 × 1.5	25	22
100	13	35.5	36	13	M26 × 1.5	32	27
125	–	45	46	14	M30 × 1.5	36	32

符号 /Symbol / 内径 /Bore	B	D	F	H	I	J	K	V	W
32	15	22	5	23.5	19	8	M14 × 1.5	16	14
40	15	28	5	23.5	19	8	M14 × 1.5	16	14
50	15	35	5	28.5	27	11	M18 × 1.5	20	17
63	15	35	5	28.5	27	11	M18 × 1.5	20	17
80	18	43	5	35.5	32	13	M22 × 1.5	25	22
100	18	59	5	35.5	36	13	M26 × 1.5	32	27
125	18	63	5	45	46	14	M30 × 1.5	36	32

基本型尺寸 /Standard Dimension:

■ ϕ 12~16

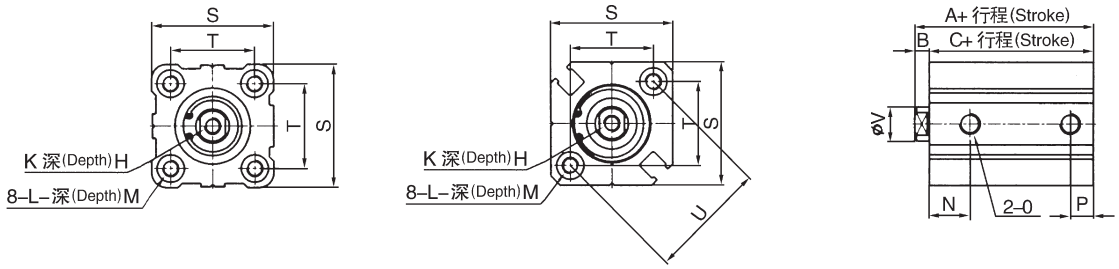

■ ϕ 20~25

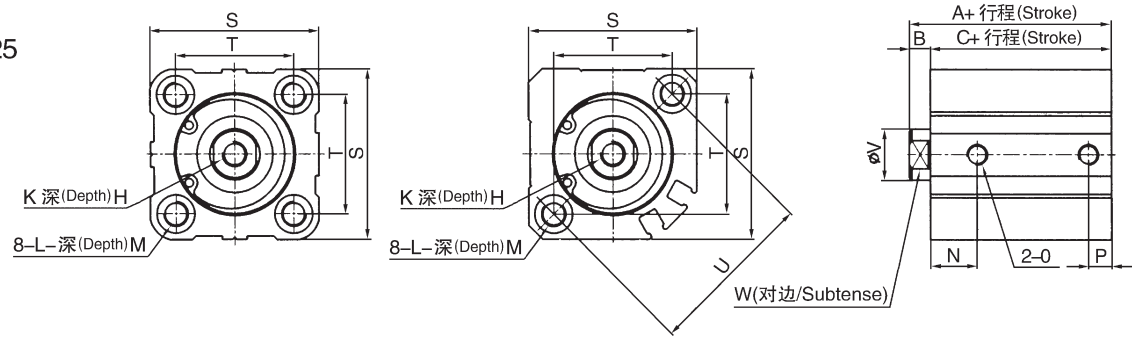

■ ϕ 32~125
(行程≤ 100)
(Storke ≤ 100)

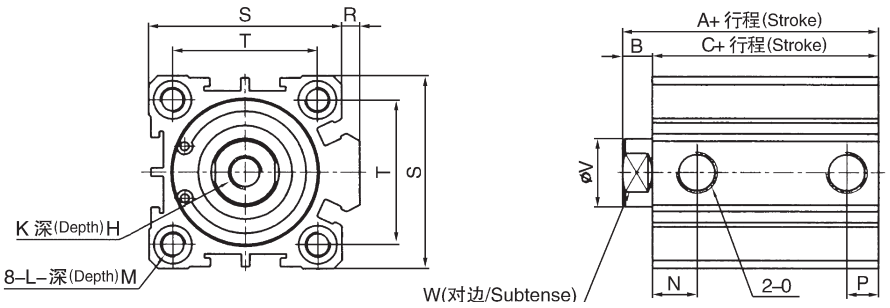

符号 /Symbol		标准型 /Standard				附磁型 /With magnet		B	H	K	L
		A		C		A	C				
内径 /Bore		行程 Stroke ≤ 50	行程 Stroke ≥ 60	行程 Stroke ≤ 50	行程 Stroke ≥ 60						
12		12	–	17	–	31.5	28	3.5	6	M3	11
16		16	–	18.5	–	34	30.5	3.5	8	M4	11
20		20	34	19.5	29.5	36	31.5	4.5	7	M5	17
25		25	37.5	22.5	32.5	37.5	32.5	5	12	M6	17
32	行程 Stroke=5 行程 Stroke>5	32	40	23	33	40	33	7	13	M8	17
40		40	46.5	29.5	39.5	46.5	39.5	7	13	M8	17
50	行程 Stroke=5 行程 Stroke>5	50	48.5	30.5	40.5	48.5	40.5	8	15	M10 × 1.5	22
63	行程 Stroke=5 行程 Stroke>5	63	54	36	46	54	46	8	15	M10 × 1.5	28
80		80	63.5	43.5	53.5	63.5	53.5	10	20	M16 × 2	35
100		100	75	53	63	75	63	12	26	M20 × 2.5	35
125		99		83		99	83	16	30	M22 × 2.5	35

符号 /Symbol / 内径 /Bore		M	N 标准型 Standard	N 附磁型 With magnet	O	P 标准型 Standard	P 附磁型 With magnet	R	S	T	U	V	W
12		11	7.5	9	12	5	7	–	25	15.5	22	6	5
16		11	8	9.5	16	5.5		–	29	20	28	8	6
20		17	9	9.5	20	5.5		–	36	25.5	36	10	8
25		17	11		25	5.5		–	40	28	40	12	10
32	行程 Stroke=5	17	7.5	10.5	32	6.5	7.5	4.5	45	34	–	16	14
	行程 Stroke>5		10.5			7.5							
40		17	11		40	8		4	53	40	–	16	14
50	行程 Stroke=5	22	9	10.5	50	9	10.5	7	64	50	–	20	17
	行程 Stroke>5		10.5			10.5							
63	行程 Stroke=5	28	14	15	63	9.5	10.5	7	77	60	–	20	17
	行程 Stroke>5		15			10.5							
80		35	16		80	14		6	98	77	–	25	22
100		35	20		100	17.5		6.5	117	94	–	32	27
125		35	24.5		125	24.5		11	142	114	–	36	32

CQD 系列 /CQD Series

外形尺寸 /Dimension：

■ ϕ 12~16

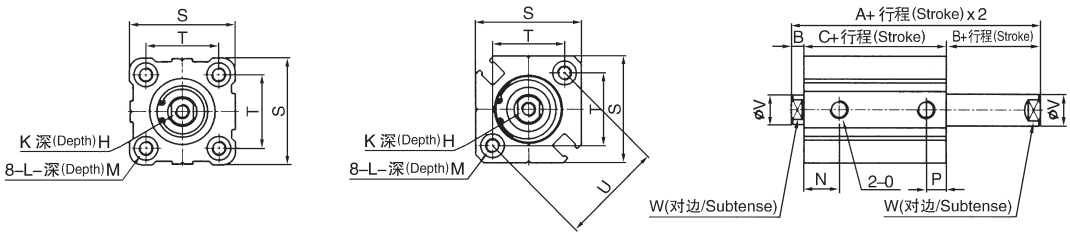

■ ϕ 20~25

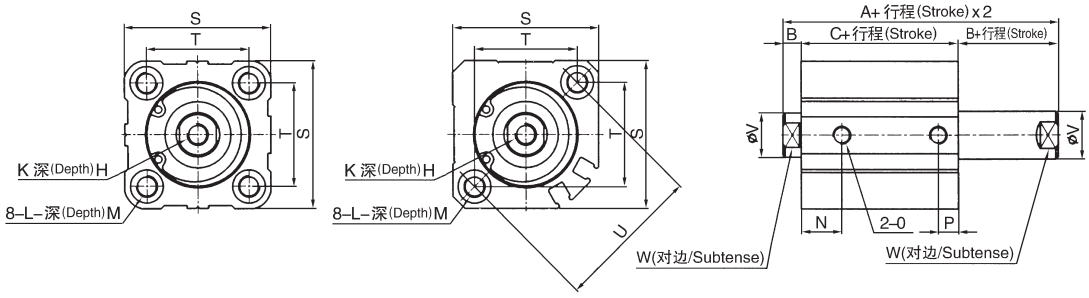

■ ϕ 32~125
(行程≤ 100)

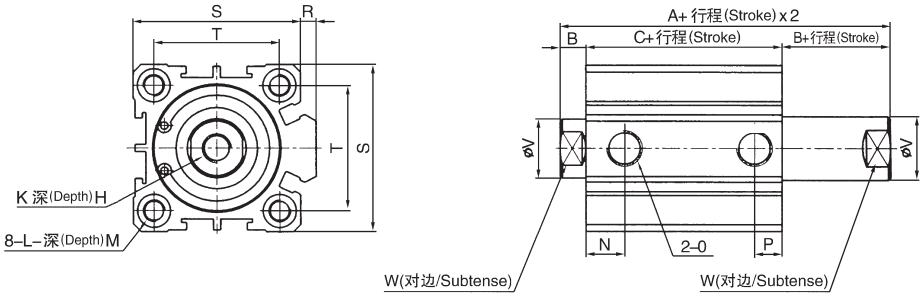

符号 /Symbol / 内径 /Bore		标准型 /Standard		附磁型 /With magnet		B	H	K	L
		A	C	A	C				
12		32.2	25.2	39.4	32.4	3.5	6	M3	M4
16		33	26	43	36	3.5	8	M4	M4
20		35	26	47	38	4.5	7	M5	M6
25		39	29	49	39	5	12	M6	M6
32		44.5	30.5	54.5	40.5	7	13	M8	M6
40		54	40	64	50	7	13	M8	M6
50		56.5	40.5	66.5	50.5	8	15	M10	M8
63	行程 Stroke=5	58	42	68	52	8	12	M10	M10
	行程 Stroke ≤ 10								
	其它 /Other						15		
80	行程 Stroke ≤ 15	71	51	81	61	10	14	M16	M12
	其它 /Other						20		
100	行程 Stroke ≤ 15	84.5	60.5	94.5	60.5	12	18	M20	M12
	其它 /Other						26		
125	行程 Stroke ≤ 15	115		115		16	22.5	M22	M14
	其它 /Other						30		

符号 /Symbol / 内径 /Bore		N	O	R	S	T	U	V	W
12		3.5	M5	–	25	15.5	6	6	5
16		3.5	M5	–	29	20	8	8	6
20		4.5	M5	–	36	25.5	7	10	7
25		5	M5	–	40	28	12	12	10
32		7	G1/8”	4.5	45	34	13	16	14
40		7	G1/8”	4	53	40	13	16	14
50		8	G1/4”	7	64	50	15	20	17
63	行程 Stroke=5	12	G1/4”	7	77	60	–	20	17
	行程 Stroke ≤ 10	16							
	其它 /Other								
80	行程 Stroke ≤ 15	16	G3/8”	6	98	77	–	25	22
	其它 /Other								
100	行程 Stroke ≤ 15	21	G3/8”	6.5	117	94	–	32	27
	其它 /Other								
125	行程 Stroke ≤ 15	24.5	G3/8”	11	142	114	–	36	32
	其它 /Other								